



# Wild Plants of Shadow Cliffs Regional Recreation Area

## Common Name Version

### A Photographic Guide

Sorted by Form, Color and Family  
with Habitat Descriptions and Identification Notes



New Revised and Expanded Edition - Includes the latest  
scientific names, habitat descriptions and identification notes



# A Photographic Guide to the Wild Plants of Shadow Cliffs Regional Recreation Area

More than 2,000 species of native and naturalized plants grow wild in the San Francisco Bay Area. Most are very difficult to identify without the help of good illustrations. This is designed to be a simple, color photo guide to help you identify some of these plants. This guide is published electronically in Adobe Acrobat® format so that it can easily be updated as additional photographs become available. You have permission to freely download, distribute and print this guide for individual use. Photographs are © 2014 Wilde Legard, all rights reserved.

In this guide, the included plants are sorted first by form (Ferns & Fern-like, Grasses & Grass-like, Herbaceous, Woody), then by most common flower color, and finally by similar looking flowers (grouped by genus within each family). Each photograph has the following information, separated by '-':

COMMON NAME	According to <i>The Jepson Manual: Vascular Plants of California, Second Edition (JM2)</i> and other references (not standardized).
(Scientific Name)	According to <i>JM2</i> and <i>eFlora</i> ( <a href="http://ucjeps.berkeley.edu/IJM.html">ucjeps.berkeley.edu/IJM.html</a> ).
Origin & Longevity	Native, Naturalized, or Waif (not reproducing without human care). Annual, Biennial, Perennial, or a combination.
Family Name	Common family name according to <i>JM2</i> ,
(Bloom date range)	Period during the year when the plant blooms, according to <i>JM2</i> and other sources. '-' if plant does not bloom (ie. Ferns).
Habitat	Habitat description according to <i>JM2</i> and other sources.
ID Characteristics	Plant description with identification characteristics and other notes, based on multiple sources including: <i>Annotated Checklist of the East Bay Flora, Second Edition (2013)</i> , <i>JM2</i> , <i>Plants of the San Francisco Bay Region (Revised Edition)</i> , and <i>Weeds of California and Other Western States</i> .
Additional notes	Occasionally, an additional note may appear (ie. NOXIOUS weed, INVASIVE weed, Fed & Calif. ENDANGERED, etc.).

Revision: 3/2/2014

Fern-like - Green/Brown

Wild Plants of Shadow Cliffs Regional Recreation Area - Sorted by Form, Color and Family

Page 1



MOSQUITO FERN (*Azolla filiculoides*) Native Perennial - Mosquito Fern Family - - - Common. Ponds, slow streams - Floating aquatic fern, green to red. Stem gen 0.4-1.2" long. Leaves oval, gen ~0.06" long by 0.04" wide. NITROGEN fixing.



NARROW-LEAVED CATTAIL (*Typha angustifolia*) Native Perennial - Cattail Family - (May-Aug) - Nutrient-rich freshwater to brackish marshes, wet disturbed places - Plant 4.9-9.8' tall. Leaves gen < 0.4" wide. Flower cluster gap > 0.4".



BROAD-LEAVED CATTAIL (*Typha latifolia*) Native Perennial - Cattail Family - (Jun-Jul) - Unpolluted to nutrient-rich freshwater (brackish) marshes - Plant 4.9-9.8' tall. Widest leaves 0.4-1.1" wide. Flower cluster with no gap between flower types.



SILVER HAIR GRASS (*Aira caryophylla*) Naturalized Annual - Grass Family - (Apr-Jun) - Sandy soils, open or disturbed sites - Flower cluster > 0.6" wide, diffuse with long slender branches. Spikelets about 0.1" long with 2 extended awns.





**GIANT REED** (*Arundo donax*) Naturalized Perennial - Grass Family - (Mar-Sep) - Moist places, seeps, ditchbanks - Stem 6-33' tall, matures woody. Leaves evenly spaced on stem. Flower cluster 8-28" tall, up to 5" wide. Spikelet ~0.5" long. NOXIOUS weed.



**SLENDER WILD OAT** (*Avena barbata*) Naturalized Annual - Grass Family - (Mar-Jun) - Disturbed sites - Plants gen 24-32". Spikelets 0.8-1.2" long. Awns 0.8-1.8" long. Lemma tip bristles >= 0.1" long. Seeds EDIBLE whole or ground for flour. INVASIVE weed.



**RIPGUT GRASS** (*Bromus diandrus*) Naturalized Annual - Grass Family - (Apr-Jul) - Open, gen disturbed areas - Plant 6-40" tall. Spikelet 1-2.8" long. Lemma body 0.8-1.2" long, awn > 1.2" long. Barbed seeds can stick in flesh of animals. INVASIVE weed.



**SOFT CHESS** (*Bromus hordeaceus*) Naturalized Annual - Grass Family - (Apr-Jul) - Fields, disturbed areas - Plant 4-26" tall. Leaf hairy. Flower cluster 1-5" long, dense, some stalks > spikelet. Spikelet 0.5-0.9". Lemma 0.26-0.4", awn 0.16-0.4". INVASIVE weed.



**SMOOTH PAMPAS GRASS** (*Cortaderia selloana*) Naturalized Perennial - Grass Family - (Sep-Mar) - Disturbed sites - Plant 6-13' tall. Leaf blades 0.1-0.5" wide, sheaths smooth. Cultivar, rarely escaped. INVASIVE weed.



**WESTERN WILD-RYE** (*Elymus glaucus* subsp. *glaucus*) Native Perennial - Grass Family - (Jun-Aug) - Open areas, chaparral, woodland, forest - Tufted. Stem 12-55" tall. Leaf 0.2-0.5" wide, flat. Spikelets 0.3-0.6" long, 2-4 per node. Lemma awn 0.4-1.2" long.



**RYE GRASS** (*Festuca perennis*) Naturalized Perennial - Grass Family - (May-Sep) - Dry to moist disturbed sites, abandoned fields - Stem 20-40" tall. Spikelet 0.2-0.9" long, > glume, awned or awnless. Sterile shoots at base. INVASIVE weed.



**MEDITERRANEAN BARLEY** (*Hordeum marinum* subsp. *gussoneanum*) Naturalized Annual - Grass Family - (Apr-Jun) - Dry to moist, disturbed sites - Stem 4-20". Leaf blades to 32" long, auricles < 0.08". Central lemma awn 0.25-0.7" long. INVASIVE weed.





**HARE BARLEY** (*Hordeum murinum* subsp. *leporinum*) Naturalized Annual - Grass Family - (Feb-May) - Moist, gen disturbed sites. Common - Stem 12-43" tall. Central spikelet stalk ~0.06" long. Central floret << lateral florets. **INVASIVE** weed.



**DALLIS GRASS** (*Paspalum dilatatum*) Naturalized Perennial - Grass Family - (May-Nov) - Disturbed areas - Tufted, weedy. Stem 1.6-5.7' tall. Leaves to 14" long. Flowering stem w/3-6 branches. Spikelet groups 2-7, each 0.6-4.7" long. Spikelets ~0.14", paired.



**HARDING GRASS** (*Phalaris aquatica*) Naturalized Perennial - Grass Family - (Apr-Aug) - Disturbed areas, roadsides - Plant 16-79" tall, tufted. Flower cluster 0.6-6" long, unbranched. Lower florets 1 or unequal. Glume wing untoothed. **INVASIVE** weed.



**ANNUAL BLUE GRASS** (*Poa annua*) Naturalized Annual - Grass Family - (Feb-Sep) - Abundant. Disturbed moist ground - Plant 1-8" tall. Leaf blade 0.04-0.12" wide, soft. Flower cluster 0.4-4" long, triangular. Lemmas 0.1-0.16" long.



**RABBITFOOT GRASS** (*Polyopogon monspeliensis*) Naturalized Annual - Grass Family - (Apr-Aug) - Moist places, along streams - Stem 8-39". Leaf 0.4-8" long, 0.16-0.24" wide. Flower cluster 0.4-6.7" long, plume-like. Glume awn > 0.14". Lemma awn gen < 0.1". **INVASIVE**.



**SPREADING RUSH** (*Juncus patens*) Native Perennial - Rush Family - (Jun-Oct) - Marshy places, creeks, seeps - Plant 12-41" tall, densely tufted. Stems blue-gray-green & distinctly grooved when fresh. Stamens 6.



**SEACOAST BULRUSH** (*Bolboschoenus robustus*) Native Perennial - Sedge Family - (Summer) - Brackish to saline coastal marshes - Plant 20-60" tall. Stem sharply triangular. Flower cluster dense, stemless, just above bracts. Spikelets 5-25, 0.4-1.2" long.



**TALL NUTSEDGE** (*Cyperus eragrostis*) Native Perennial - Sedge Family - (May-Nov) - Vernal pools, streambanks - Leaves basal. Flower cluster bracts 4-8. Spikelets 0.2-0.8" long, oblong, in heads to 1.6" wide. Seeds short-stalked.






**COMMON SPIKERUSH** (*Eleocharis macrostachya*) Native Perennial - Sedge Family - (Spring-summer) - Common. Fresh to brackish wetland - Stem 8-39" tall, 0.06-0.1" wide. Spikelet 0.2-1.6" long, 0.08-0.2" wide, style 2-branched.



**COMMON TULE** (*Schoenoplectus acutus* var. *occidentalis*) Native Perennial - Sedge Family - (Summer) - Common. Marshes, shores, fens, shallow lakes, often emergent - Stem 3.3-13' tall, fat, round x-section, blue-green.



**SOUTHERN BULRUSH** (*Schoenoplectus californicus*) Native Perennial - Sedge Family - (Spring-summer) - Common. Brackish to fresh marshes, shores - Stem 3.3-13' tall, slender, bright green, bluntly 3-angled. Flower cluster somewhat open.



**NAKED LADIES** (*Amaryllis belladonna*) Naturalized Perennial - Amaryllis Family - (Jul-Sep) - Disturbed sites, often around abandoned home sites - Stems leafless, 1-2' tall. Flowers large and pink (sometimes white or yellow at the base). Escaped ornamentals.



**MEDITERRANEAN LINSEED** (*Bellardia trixago*) Naturalized Annual - Broom-rape Family - (Apr-Jun) - Disturbed grassland. - Plant sticky-hairy. Stem 6-32" tall. Leaves lance-shaped, toothed. Flowers 0.8-1" long, 2-lipped; upper lip pink, lower lip white. **INVASIVE.**



**PURPLE OWL'S-CLOVER** (*Castilleja exserta* subsp. *exserta*) Native Annual - Broom-rape Family - (Mar-May) - Open fields, grassland - Plant sticky, short-hairy. Flower cluster tipped white, pale yellow or rose. Flower upper lip hooked, fuzzy.



**NARROW-LEAF MILKWEED** (*Asclepias fascicularis*) Native Perennial - Dogbane Family - (May-Oct) - Dry ground, valleys, foothills - Plant gen hairless. Stem leaves narrow, 3-5 in whorls. Flowers green-white to purple-tinged, ~0.25" long.



**FOUR-SPOT** (*Clarkia purpurea* subsp. *quadrivulnera*) Native Annual - Evening Primrose Family - (Apr-Aug) - Common. Open, grassy or shrubby places - Buds erect. Petals < 0.6", lavender to dark red. Ovary 8-grooved. Sepals 1's or 2's.





PANICLED / WEEDY WILLOWHERB (*Epilobium brachycarpum*) Native Annual - Evening Primrose Family - (Jun-Sep) - Common. Dry open or disturbed woodland, grassland, roadsides - Plant 8-79" tall, diffuse. Petals 2-15 mm long, white to rose-purple.



COMMON WILLOWHERB (*Epilobium ciliatum* subsp. *ciliatum*) Native Perennial - Evening Primrose Family - (Jun-Oct) - Common. Disturbed places, moist meadows, streambanks, roadsides - Plant 20-48" tall, smooth or short-hairy. Petals 2-6 mm, white to pink.



LONG-BEAKED FILAREE (*Erodium botrys*) Naturalized Annual - Geranium Family - (Mar-Jul) - Dry, open or disturbed sites - Stem 4-35" tall, coarse-hairy. Leaves lobed. Petals pink, 0.3-0.5" long. Sepals w/reddish tip. Fruit beak 2-4.7" long.



REDSTEM FILAREE (*Erodium cicutarium*) Naturalized Annual - Geranium Family - (Feb-Sep) - Open, disturbed sites, grassland, scrub - Stem 4-20". Leaves compound, leaflets dissected. Sepal tip bristly. Petal pink to purple. Fruit beak 0.8-2". **INVASIVE.**



GREENSTEM FILAREE (*Erodium moschatum*) Naturalized Annual - Geranium Family - (Feb-Sep) - Open, disturbed sites - Stem 4-24", short-hairy. Leaves compound, leaflets toothed. Sepal tip glabrous. Petals 0.4-0.6" long, pink. Fruit beak 0.8-1.6" long.



CUT-LEAVED GERANIUM (*Geranium dissectum*) Naturalized Annual - Geranium Family - (Mar-Jul) - Open, disturbed sites - Stem 3-28" tall, rough-hairy. Leaf blades deeply divided. Petals violet-red, 0.1-0.25" long w/notched tips. Flower stalk sticky. **INVASIVE.**



HAIRY DOVE'S FOOT GERANIUM (*Geranium molle*) Naturalized Annual - Geranium Family - (Feb-Aug) - Open to shaded sites, disturbed ground - Stem 4-17" tall. Petals red-purple, 0.1-0.4" long, notched. Sepals awnless. Fruit smooth, wrinkled.



GRASS-POLY (*Lythrum hyssopifolia*) Naturalized Annual-Perennial - Loosestrife Family - (Apr-Oct) - Marshes, drying pond margins, disturbed ground - Stem 4-24". Leaves 0.2-1.2" long, ~elliptical. Petals pink, 0.1-0.2" long. 2 awl-like appendages. **INVASIVE weed.**






**PENNYROYAL** (*Mentha pulegium*) Naturalized Perennial - Mint Family - (Jul–Oct) - Moist places, fields - Stem 4-12" tall, short-hairy. Leaves 0.2-1" long, upper stalkless. Flowers 0.2-0.3" long, violet to lavender. Aromatic. **INVASIVE weed.**



**RADISH** (*Raphanus sativus*) Naturalized Annual - Mustard Family - (May–Jul) - Disturbed areas, fields - Stem 16-51" long. Petals 0.6-1" long, white to purple. Fruit a fat cylinder w/constrictions between seeds. **INVASIVE weed.**



**SPANISH CLOVER** (*Acmispon americanus* var. *americanus*) Native Annual - Pea Family - (May–Oct) - Coast, chaparral, waterways, roadsides, disturbed areas - Plant 2-24", hairy. Flowers white to pink, solitary, bract lobes >> flower tube.



**MINIATURE LUPINE** (*Lupinus bicolor*) Native Annual - Pea Family - (Mar–Jun) - Abundant. Open or disturbed areas - Plant 4-16", hairy. Flower 0.16-0.4" long, banner longer than wide, upper keel ciliate near tip, pedicel < 0.12". Fruit 0.12-0.24" wide.



**SKY LUPINE** (*Lupinus nanus*) Native Annual - Pea Family - (Mar–Jun) - Abundant. Open or disturbed areas - Plant 4-24" tall, hairy. Flowers blue to pink to white, 0.2-0.6" long; banner as wide as long. Flower stalk gen > 0.12" long.



**ARROYO LUPINE** (*Lupinus succulentus*) Native Annual - Pea Family - (Feb–May) - Abundant. Open or disturbed areas, often seeded on roadbanks - Plant 8-40" tall, fleshy, sparsely hairy. Flowers 0.5-0.7" long, whorled, gen blue-purple, petal claws short-hairy.



**CLUSTERED CLOVER** (*Trifolium glomeratum*) Naturalized Annual - Pea Family - (Mar–May) - Uncommon. Disturbed areas - Leaflets 0.2-0.5" long. Head 0.28-0.4" wide. Flowers pink, 0.16-0.24" long. Bracts triangular-lobed, curl back in fruit.



**ROSE CLOVER** (*Trifolium hirtum*) Naturalized Annual - Pea Family - (Apr–May) - Disturbed areas, roadsides - Head with 1-2 bract-like leaves immed below. Flowers pink, 0.4-0.6" long, densely-bristly in fruit. **INVASIVE weed.**





**NARROW-LEAVED VETCH** (*Vicia sativa* subsp. *nigra*) Naturalized Annual - Pea Family - (Mar-Jun) - Roadsides, disturbed areas, grassland, open areas in oak and riparian woodlands - Flowers 1-2 at leaf bases, pink-purple to white, 0.4-0.7" long. Leaflets 0.2-0.3" wide.



**SPRING VETCH** (*Vicia sativa* subsp. *sativa*) Naturalized Annual - Pea Family - (Mar-Jun) - Roadsides, disturbed areas, grassland, open areas in oak and riparian woodlands - Flowers 1-2 at leaf bases, pink-purple to white, 0.7-1.2" long. Leaflets 0.16-0.4" wide.



**SPARSELY HAIRY VETCH** (*Vicia villosa* subsp. *varia*) Naturalized Annual-Biennial - Pea Family - (Mar-Jun) - Grassland, roadside, disturbed areas - Stems w/few hairs. Flowers 10-20, blue-purple to white, 0.4-0.55" long. Lower bract lobes 0.04-0.1" long.



**ITALIAN THISTLE** (*Carduus pycnocephalus* subsp. *pycnocephalus*) Naturalized Annual - Sunflower Family - (Mar-Jul) - Roadsides, pastures, disturbed areas - Stems 8-79", narrow spiny-wings. Lower leaves 4-10 lobed, heads 2-5, flower bracts woolly. NOXIOUS.



**MILK THISTLE** (*Silybum marianum*) Naturalized Annual-Biennial - Sunflower Family - (Feb-Jun) - Roadsides, pastures, disturbed areas - Stem 1-10', stout. Leaves spiny, shiny green w/white veins and spots. Flowers red-purple. INVASIVE weed.



**ANNUAL SALTMARSH ASTER** (*Symphyotrichum subulatum* var. *parviflorum*) Native Annual - Sunflower Family - (Jul-Oct) - Marshes, disturbed places - Heads white to pink, solitary, in leaf axils and stem ends, <50 rays. Flower head bracts sharp-tipped.



**FULLER'S TEASEL** (*Dipsacus sativus*) Naturalized Biennial - Teasel Family - (May-Jul) - Disturbed areas, fields, vacant lots, pastures - Plant gen < 6' tall. Leaf pairs fused around stem. Flower cluster lavender, 5-10 cm long, bracts spreading. INVASIVE weed.



**CURLY DOCK** (*Rumex crispus*) Naturalized Perennial - Buckwheat Family - (All year) - Abundant. Disturbed places - Stem 16-39" tall. Flower cluster dense, valves 0.2-0.24", winged around tubercles, smooth edged. 1 tubercle enlarged. INVASIVE.





**FIDDLE DOCK** (*Rumex pulcher*) Naturalized Perennial - Buckwheat Family - (May-Sep) - Disturbed places, meadows, moist or dry habitats - Stem 8-24" long, branches widely spreading. Leaf blades 1.6-4" long, 1.2-2" wide. Valves w/2-5 teeth.



**HORNWORT** (*Ceratophyllum demersum*) Native Annual - Hornwort Family - (Jun-Aug) - Common. Ditches, lakes, ponds, pools, slow watercourses; water 0.1-4 m deep, fresh to ± brackish, medium to high nutrient levels. - Leaves forked, serrate, stiff.



**CUT-LEAF PLANTAIN** (*Plantago coronopus*) Native Annual-Biennial - Plantain Family - (Apr-Jul) - Coastal bluffs, salt marshes, trampled places, chaparral, grassy flats - Leaves 1.6-10" long, tooth-like lobes. Flower: stems 1-6, 2-20" tall, cluster 0.8-8" long.



**COMMON PLANTAIN** (*Plantago major*) Naturalized Annual-Perennial - Plantain Family - (Apr-Sep) - Disturbed areas - Leaves basal, blades 5-18 cm long, broadly oval, not hairy. Flowers + stem 2-24" tall, flower cluster gen 1.2-8" long.



**LONG-LEAVED PONDWEED** (*Potamogeton nodosus*) Native Perennial - Pondweed Family - (May-Aug) - Shallow water, lakes, ponds, streams - Stem gen < 13' long. Leaves both submersed (narrow) and floating (broad, elliptic). Inflor < 2" long.



**PYGMY WEED** (*Crassula connata*) Native Annual - Stonecrop Family - (Feb-May) - Open areas - Plants 0.8-2.4"+ tall, red in age. Flowers < 0.1" long, 2 per node; Sepals 4, pointed end. Petals generally < sepals.



**MUGWORT** (*Artemisia douglasiana*) Native Perennial - Sunflower Family - (May-Nov) - Common. Open to shady areas, often in drainages - Plant 20-60" tall. Leaves gen 0.4-4" long, densely hairy below, some 3-5 lobed. Flower bracts hairy.



**DAGGERLEAF COTTONROSE** (*Logfia gallica*) Naturalized Annual - Sunflower Family - (Mar-Jul) - Bare or grassy openings, burns - Plant 1-20" tall, gen cobwebby. Leaves awl-shaped, stiff, > flower heads. Flowers brown to yellow.





COCKLEBUR (*Xanthium strumarium*) Native Annual - Sunflower Family - (Jul-Oct) - Disturbed, seasonally wet, often alkaline sites, in grassland, marshes, watercourses - Plant 4-32" tall. Stem spineless. Bur 0.4-1.2"+ long.



EURASIAN WATER-MILFOIL (*Myriophyllum spicatum*) Naturalized Perennial - Water-milfoil Family - (Jul-Sep) - Uncommon. Ditches, lake margins - Aquatic. Stem > 39" long. Leaf divisions > 28, paired, 0.4" long. Inflor leaves < 0.12" long. **INVASIVE.**



COMMON FIDDLENECK (*Amsinckia intermedia*) Native Annual - Borage Family - (Mar-Jun) - Abundant. Open, generally disturbed places - Plant 0.5-3' tall. Flowers orange with 5 red spots, 0.3-0.4" long, 0.2-0.4" wide, tube straight.



SCARLET PIMPERNEL (*Anagallis arvensis*) Naturalized Annual - Myrsine Family - (Mar-May) - Common. Disturbed places, ocean beaches - Plants 2-16" tall. Flowers 0.2-0.3" long, salmon or occasionally blue. Leaves **TOXIC**, can cause dermatitis.




CALIFORNIA POPPY (*Eschscholzia californica*) Native Perennial - Poppy Family - (Feb-Sep) - Grassy, open areas - Plant 2-24" tall. Flower w/spreading rim <= 0.2". Petals 0.8-2.4" long, early spring = large and orange, fall = smaller and yellow.



SEASIDE HELIOTROPE (*Heliotropium curassavicum* var. *oculatum*) Native Perennial - Borage Family - (Feb-Oct) - Moist to dry, saline to alkaline soils, gen near water - Plant fleshy. Leaf 0.4-2.4 cm long. Flowers white w/ yellow center, 0.12-0.2" long.



VALLEY TASSELS (*Castilleja attenuata*) Native Annual - Broom-rape Family - (Mar-May) - Grassland - Plant 4-20" tall, hairy, non-sticky. Leaves 0.8-3.1" long, narrow, 0-3 lobes. Flower cluster 1-12" long, narrow, tips white or pale yellow.



KNOTWEED (*Polygonum aviculare* subsp. *depressum*) Naturalized Annual - Buckwheat Family - (May-Nov) - Disturbed places - Stem 4-20", mat-forming. Flowers 2-8/leaf axil, ~0.1" long, fused 1/2 length, w/white or pink margins.





**POISON HEMLOCK** (*Conium maculatum*) Naturalized Biennial - Carrot Family - (Apr-Jul) - Common. Moist, esp disturbed places - Plants 2-10' tall. Stems purple-spotted. Leaves fern-like, gen 2x divided. Flowers white. **TOXIC. INVASIVE weed.**



**WAVYLEAF SOAP PLANT** (*Chlorogalum pomeridianum* var. *pomeridianum*) Native Perennial - Century Plant Family - (May-Aug) - Common. Open grassland, chaparral, woodland - Plant 1-8' tall, flowers at night. Bulb juices lather in water.



**CHEESEWEED** (*Malva parviflora*) Naturalized Annual - Mallow Family - (Mar-May) - Common. Disturbed places - Stem 8-32" long, gen erect, widely branched. Flower bractlets linear. Petals 0.1-0.2" long, pink to gen white. Fruit with flange from flower bracts.



**COMMON HOREHOUND** (*Marrubium vulgare*) Naturalized Perennial - Mint Family - (Mar-Nov) - Disturbed sites, gen overgrazed pastures - Stem 4-24" long. Leaf blades 0.6-2.2" long. Flower bract w/10 hook-tipped teeth. Flowers white, ~0.2" long. **INVASIVE.**



**WESTERN BITTER-CRESS** (*Cardamine oligosperma*) Native Annual - Mustard Family - (Mar-Jul) - Wet meadows, shady banks, damp areas - Plants < 16". Leaves divided into 5-9 leaflets. Flowers white, 0.1-0.2" long. Fruit < 0.1" wide.



**MANY-FLOWERED TOBACCO** (*Nicotiana acuminata* var. *multiflora*) Naturalized Annual - Nightshade Family - (May-Oct) - Open, sandy or gravelly areas - Plant 20-60". Stem leaves w/stems. Flower bracts dark-stripped. Flowers white, 0.4-0.8" wide. **TOXIC.**



**WILD LICORICE** (*Glycyrrhiza lepidota*) Native Perennial - Pea Family - (May-Jul) - In colonies, moist, gen open, disturbed areas incl streambanks, roadsides, alkaline soils or not - Plant to 47" tall. Leaflets 9-19. Flowers whitish, 0.43-0.55". Fruit w/hooked prickles.



**WHITE SWEETCLOVER** (*Melilotus albus*) Naturalized Annual-Biennial - Pea Family - (May-Sep) - Locally abundant. Pastures, open disturbed sites - Stem 1.6-6.6' long. Leaflets 3, 0.4-1" long, toothed. Flowers white, 0.14-0.2" long.





**COMMON CHICKWEED** (*Stellaria media*)  
Naturalized Annual - Pink Family - (Feb–Sep) -  
Oak woodland, meadows, disturbed areas - Plant  
2.8-20" tall. Stem w/line of hairs on 1 side. Sepals  
0.12-0.18" long. Petals white, 2-lobed, 0.7-0.9x  
sepals.



**CALIFORNIA DWARF PLANTAIN** (*Plantago  
erecta*) Native Annual - Plantain Family -  
(Mar–May) - Sandy, clay, serpentine soil; grassy  
slopes, flats, open woodland - Leaf 1.2-5" long,  
linear, hairy. Flowers + stem 1.2-12" tall, cluster  
0.2-1.2" long.



**ENGLISH PLANTAIN** (*Plantago lanceolata*)  
Naturalized Annual - Plantain Family - (Apr–Aug)  
- Common. Disturbed areas - Leaves basal,  
hairy, 2-10" long, <= 1" wide. Flowers + stem  
8-31" tall, flower cluster 0.8-3" long. **INVASIVE**,  
lawn weed.



**YARROW** (*Achillea millefolium*) Native Perennial  
- Sunflower Family - (Apr–Sep) - Many habitats -  
Plant 4'-7' tall. Stem white-hairy. Leaves finely  
dissected. Flower cluster flat-topped. Flowers  
white to pink. Widely used in folk medicine.




**MARSH BACCHARIS** (*Baccharis glutinosa*)  
Native Perennial - Sunflower Family - (Jul–Oct) -  
Coastal freshwater and saltwater marshes,  
streambanks - Plant herbaceous, sticky, 3-6' tall.  
Leaf blades lance-shaped, < 5" long, 0.5-1.2"  
wide.



**HORSEWEED** (*Erigeron canadensis*) Naturalized  
Annual - Sunflower Family - (All year) - Disturbed  
places - Plant 8-79" tall. Gen 1 main stem  
branching above. Disk flowers yellow; rays white  
or pink, <= 0.04" long. Head bracts 0.12-0.16"  
tall, 0.08-0.12" wide.



**LEMON VERBENA** (*Phyla nodiflora*) Native  
Perennial - Vervain Family - (May–Nov) - Wet  
places, pond margins - Mat-like. Leaf blade  
0.2-1.2" long, < 0.4" wide, 5-11 teeth. Flowers  
white to red. Flower stem 0.6-3.5" tall.  
Ornamental.



**LINDLEY BLAZING STAR** (*Mentzelia lindleyi*)  
Native Annual - Blazing-star Family - (May–Jun) -  
Rocky, open slopes, coastal-sage scrub, oak/pine  
woodland - Plant 4-28" tall. Leaves 0.8-6.7" long,  
gen deeply lobed. Petals 0.8-1.6" long, yellow  
w/orange base.





FENNEL (*Foeniculum vulgare*) Naturalized Perennial - Carrot Family - (May-Sep) - Roadsides, disturbed sites - Plants 3-6.5' tall, anise-scented. Stems waxy-blue, canelike. Flowers yellow. Leaf segments thread-like, edible when young. INVASIVE weed.



PACIFIC WOODLAND SANICLE (*Sanicula crassicaulis*) Native Perennial - Carrot Family - (Mar-May) - Open slopes, ravines, woodland - Plants stout, 9-47". Leaves 1-5" across with 3-5 deep, palmate lobes and serrate edges. Flowers yellow.



BLACK MUSTARD (*Brassica nigra*) Naturalized Annual - Mustard Family - (Apr-Sep) - Common. Disturbed areas, fields - Plant 1-6' tall. Petals bright yellow, 0.3-0.4" long. Fruit upright, pressed against stem. INVASIVE weed.



SHORTPOD MUSTARD (*Hirschfeldia incana*) Naturalized Biennial-Perennial - Mustard Family - (Apr-Oct) - Disturbed areas - Stem 16-60". Longest leaves 1.6-4" long, dense-hairy. Petals pale yellow, ~0.2" long. Fruit appressed. Fall-blooming. INVASIVE.



HEDGE MUSTARD (*Sisymbrium officinale*) Naturalized Annual - Mustard Family - (Apr-Sep) - Disturbed areas, fields, pastures - Stem 10-22" tall, thin, wiry. Petals 0.1-0.16" long, pale yellow. Fruit 0.4-0.55" long, awl-shaped, appressed.



BIRD'S-FOOT TREFOIL (*Lotus corniculatus*) Naturalized Perennial - Pea Family - (Jun-Sep) - Open, disturbed areas - Leaflets 5, 0.16-0.9" long. Flower cluster 3-7 flowered on 0.6-4.7" stalk. Flowers bright yellow, 0.4-0.55" long, banner often reddish.



CALIFORNIA BURCLOVER (*Medicago polymorpha*) Naturalized Annual - Pea Family - (Mar-Jul) - Common. Chaparral, oak woodland, streambanks, roadsides, disturbed areas - Stem 4-20". Flower yellow, 0.14-0.24" long. Spiny spiral fruits. INVASIVE.



SOURCLOVER (*Melilotus indicus*) Naturalized Annual-Biennial - Pea Family - (Apr-Oct) - Open, disturbed areas - Stem 4-24" long. Leaflets 3, 0.4-1" long. Flowers yellow, ~0.1" long.





**LITTLE HOP CLOVER** (*Trifolium dubium*)  
Naturalized Annual - Pea Family - (Spring) -  
Agricultural, disturbed areas, lawns - Heads  
0.16-0.3" wide. Flowers bright yellow, age brown,  
quickly reflex, smooth.



**SHARP POINT FLUVELLIN** (*Kickxia elatine*)  
Naturalized Annual - Plantain Family - (Apr-Oct) -  
Disturbed, open places - Plant low, sticky-hairy.  
Some or all leaves arrow-shaped. Flowers yellow  
or blue, with violet upper lip; 0.3-0.6" long.



**MOTH MULLEIN** (*Verbascum blattaria*) Native  
Biennial - Snapdragon Family - (May-Aug) -  
Roadsides, seeps, streambanks, disturbed  
grassland, foothill woodland, chaparral - Stem  
1-4' tall. Flowers yellow or white, 1-1.2" wide,  
filaments purple-hairy.



**WOOLLY MULLEIN** (*Verbascum thapsus*)  
Naturalized Biennial - Snapdragon Family -  
(May-Sep) - Roadsides, streambanks, disturbed  
areas - Plant woolly lt-green. Stem 1-6.6' tall.  
Leaves 2-20" long. Flowers yellow, 0.6-1" wide,  
sticky.



**YELLOW STAR-THISTLE** (*Centaurea solstitialis*)  
Naturalized Annual - Sunflower Family -  
(May-Oct) - Invasive, roadsides, disturbed  
grassland or woodland - Plant 4-39" tall. Leaves  
woolly, extend down the stem. Flower bract  
spines 0.4-1" long. NOXIOUS weed.



**FLAX-LEAVED HORSEWEED** (*Erigeron  
bonariensis*) Naturalized Annual - Sunflower  
Family - (All year) - Disturbed sites - Plant 4-39"  
tall, gray-hairy. Upper leaves narrow. Disk flowers  
yellow, disk-like rays white. Head bracts 0.14-0.2"  
tall.



**WESTERN GOLDENROD** (*Euthamia  
occidentalis*) Native Perennial - Sunflower Family  
- (Jul-Nov) - Marshes, streambanks, meadows -  
Stem < 6.6', smooth. Leaves < 4" long, <= 0.24"  
wide, w/dark glandular pits. Flowers yellow, rays  
0.06-0.1" long.



**GREAT VALLEY GUMPLANT** (*Grindelia  
camporum*) Native Perennial - Sunflower Family -  
(May-Nov) - Sandy or saline bottomland,  
roadsides - Stem non-woody, 2-8' tall, whitish.  
Leaves gen resinous. Head to 1.2" wide, bracts  
bend downward.






**ROSILLA** (*Helenium puberulum*) Native Biennial - Sunflower Family - (Jun-Aug) - Streambanks, seepage areas, lake margins - Plant 20-63". Flower head spherical, disk flowers ~0.1" long, yellow on sides, brown-purple on top; rays 0.15-0.4" long, point down.



**BRISTLY OX-TONGUE** (*Helminthotheca echioides*) Naturalized Annual-Biennial - Sunflower Family - (All year) - Common. Disturbed areas - Stem 1-6.5' tall, bristly. Leaf 2-8" long, covered with prickly bumps. Flower heads 0.8-1.6" wide. **INVASIVE weed.**



**TELEGRAPH WEED** (*Heterotheca grandiflora*) Native Annual - Sunflower Family - (Jun-Oct(± all year)) - Disturbed areas, dry streambeds, sand dunes - Plant 0.3-8' tall, bristly, sticky, branched above. Leaf 0.8-2.8" long, lower clasp stem. Rays 25-40, 0.2-0.3" long.



**SMOOTH CAT'S-EAR** (*Hypochaeris glabra*) Naturalized Annual - Sunflower Family - (Mar-Jun) - Common. Disturbed areas, grassland, open woodland - Plant 4-24" tall, smooth. Rays 0.2-0.3" long, barely > head bracts. Only inner fruit beaked. **INVASIVE.**



**WILLOW LETTUCE** (*Lactuca saligna*) Naturalized Annual - Sunflower Family - (Jul-Nov) - Roadsides, grassland - Stem 12-39" tall. Leaf lobes entire or few-toothed, no prickles underneath. Flowers 5-12, pale yellow, open in morning.



**PRICKLY LETTUCE** (*Lactuca serriola*) Naturalized Annual - Sunflower Family - (May-Oct) - Abundant. Disturbed places - Stem 1.6-10' tall, prickly-bristly. Leaves deeply-lobed, midvein and edges prickly-bristly. Flowers pale yellow, 0.16-0.2" wide.



**COMMON HARE-LEAF** (*Lagophylla ramosissima*) Native Annual - Sunflower Family - (Apr-Oct) - Grassland, openings in scrub, woodland, forest - Plant 4-40" tall. Leaves hairy, often sticky, to 4.7" long. Rays yellow, 0.12-0.24" long.



**PINEAPPLE WEED** (*Matricaria discoidea*) Naturalized Annual - Sunflower Family - (Feb-Aug) - Abundant. Disturbed sites, riverbanks - Plant 4-12" tall, sweet-scented. Heads pineapple-shaped, ~ 0.4" wide; head stalk to 0.6" long.





**COMMON GROUNDSEL** (*Senecio vulgaris*) Naturalized Annual - Sunflower Family - (Feb-Jul) - Common. Disturbed areas - Plant 4-24" tall, not hairy, w/1-10+ stems. Flower head bracts with black-tips. Milky sap.



**PRICKLY SOW THISTLE** (*Sonchus asper* subsp. *asper*) Naturalized Annual - Sunflower Family - (All year) - Common. Slightly moist disturbed sites, along streams - Plant 4-48". Leaf teeth prickly. Basal lobes of upper leaves rounded, curving downward.



**BLUE WITCH** (*Solanum umbelliferum*) Native Perennial - Nightshade Family - (All year) - Shrubland, mixed-evergreen forest, woodland - Plant gen < 39", upper stem hairs branched, dense. Flowers 0.6-1" wide, purple, with green spots at the base.



**WHITE ALDER** (*Alnus rhombifolia*) Native Perennial - Birch Family - (Apr-Jun) - Along permanent streams - Tree. Leaves flat, not rusty underneath, margins serrate, not rolled under. Female flowers cone-like. Wood used for furniture and for smoking meats.



**COAST LIVE OAK** (*Quercus agrifolia* var. *agrifolia*) Native Perennial - Oak Family - (Mar-Apr) - Valleys, slopes, mixed-evergreen forest, woodland - Tree 30-80'. Leaves convex, hair-tuft below in vein axils. Acorns on 1st year twigs, shell glabrous inside.



**BLUE OAK** (*Quercus douglasii*) Native Perennial - Oak Family - (Apr-May) - Dry slopes, interior foothills, woodland - Tree 20-66', deciduous. Bark checkered into scales. Leaves 1.2-2.4" long, bluish green, unlobed to shallowly lobed, lacking bristles.



**VALLEY OAK** (*Quercus lobata*) Native Perennial - Oak Family - (Mar-Apr) - Slopes, valleys, savanna - Tree < 115' tall, deciduous. Leaves 2-5" long, not leathery, deeply lobed, lobes without bristles. Acorns 1.2-2" long, slender, cup 0.4-1.2" deep.



**GRAY PINE** (*Pinus sabiniana*) Native Perennial - Pine Family - - - Foothill woodland, n oak woodland, chaparral, infertile soils in mixed-conifer and hardwood forests - Tree < 125' tall. Needles in 3s, 3.5-15" long, gray-green. Cone brownish, seed > wing.





WESTERN POISON OAK (*Toxicodendron diversilobum*) Native Perennial - Sumac Family - (Apr–Jun) - Canyons, slopes, chaparral, coastal scrub, oak woodland - Shrub or vine. Leaflets 3, red in fall, mid leaflet stalked. Flowers green. Fruits white. TOXIC.



CALIFORNIA SAGEBRUSH (*Artemisia californica*) Native Perennial - Sunflower Family - (Aug–Nov) - Coastal scrub, chaparral, open woodland - Shrub 2-8.5' tall, rounded. Leaves 0.4-4", hairy, thread-like, light green to gray. Flower heads < 5 mm wide. Sage-scented.



N. CALIFORNIA BLACK WALNUT (*Juglans hindsii*) Native Perennial - Walnut Family - (Apr–May) - Along streams, disturbed slopes - Tree 20-75'. Leaflets 13-21, 3-5". Fruit 1.4-2" wide. CNPS: SERIOUSLY ENDANGERED (unplanted).



FREMONT COTTONWOOD (*Populus fremontii* subsp. *fremontii*) Native Perennial - Willow Family - (Mar–Apr) - Scattered. Alluvial bottomland, streambanks - Tree < 66' tall. Leaves heart-shaped to triangular, coarsely scalloped, blade 1.2-2.8" long.



WESTERN SYCAMORE (*Platanus racemosa*) Native Perennial - Sycamore Family - (Feb–Apr) - Common. Streambanks, canyons, arroyos - Tree 33-115' tall. Bark peeling pale. Leaf blades 4-10" long, palmately lobed, smooth to hairy above, short-woolly under.



CALIFORNIA YERBA SANTA (*Eriodictyon californicum*) Native Perennial - Borage Family - (Apr–Jul) - Slopes, fields, roadsides, woodland, chaparral - Shrub 3.3-10' tall. Leaf blade sticky, <= 6" long, 1.6-2" wide. Flowers white to purple, 0.3-0.5" long.



BLUE ELDERBERRY (*Sambucus nigra* subsp. *caerulea*) Native Perennial - Muskroot Family - (Mar–Sep) - Common. Streambanks, open places in forest - Shrub 7-26' tall. Flower cluster flat-topped, 1.6-13" diam, petals spreading. Fruits waxy blue-black.



CHRISTMAS BERRY / TOYON (*Heteromeles arbutifolia*) Native Perennial - Rose Family - ((May)Jun–Aug) - Chaparral, oak woodland, mixed-evergreen forest - Shrub-tree < 33' tall, evergreen. Leaf 2-4" long. Petals white, < 0.16" long. Fruit bright red.






ALMOND (*Prunus dulcis*) Naturalized Perennial - Rose Family - (Feb-Mar) - Canyons, roadsides, grassland (as waif) - Tree 16-26' tall. Leaf blades 1-4" long. Flowers 1-3/cluster. Petals pink to nearly white, 0.5-1" long. Fruit 1-1.6" long, hairy. Cultivar.



WOOLLY FIRETHORN (*Pyracantha angustifolia*) Naturalized Perennial - Rose Family - (Feb-Jun) - Disturbed areas, fencerows, abandoned fields, roadsides - Plant < 13', gray-hairy. Leaves narrow, entire. Calyx and below leaves often woolly. INVASIVE.



HIMALAYAN BLACKBERRY (*Rubus armeniacus*) Naturalized Perennial - Rose Family - (Mar-Jun) - Common. Disturbed areas, roadsides - Shrub w/thorny 5-angled stem. Leaflets 3-5, white-hairy beneath. Blackberry-type fruit. INVASIVE.



CALIFORNIA BLACKBERRY (*Rubus ursinus*) Native Perennial - Rose Family - (Mar-Jul) - Open, disturbed areas - Stem round, bristly/prickly. Leaves simple to 3 leaflets, underside green. Plants unisexual. Petals 0.24-0.6" long, white. Blackberry-type fruit.



CALIFORNIA BUCKEYE (*Aesculus californica*) Native Perennial - Soapberry Family - (May-Jun) - Dry slopes, canyons, borders of streams - Large shrub or tree 13-39' tall. 5-7 leaflets. Flowers white to pale rose. Large seeds toxic but edible after leaching out saponins.



COYOTE BRUSH (*Baccharis pilularis* subsp. *consanguinea*) Native Perennial - Sunflower Family - (Jul-Dec) - Coastal bluffs, woodland, grassland, disturbed sites, occ on serpentine - Shrub < 15' tall, brittle, common. Leaves gen 0.6-1.6" long.



MULE FAT (*Baccharis salicifolia* subsp. *salicifolia*) Native Perennial - Sunflower Family - (All year) - Riparian woodland, canyon bottoms, disturbed sites, often forming thickets - Shrub < 13' tall, often sticky. Leaves to 6" long, with 1-3 main veins.



CALIFORNIA WILD GRAPE (*Vitis californica*) Native Perennial - Grape Family - (May-Jun) - Streamsides, springs, canyons - Woody vine to 33'+long. Leaves deciduous, heart-shaped to kidney-shaped. Fruit purple when mature, gen > 0.3" wide.





CALIFORNIA BAY (*Umbellularia californica*)  
Native Perennial - Laurel Family - (Nov-May) -  
Common. Canyons, valleys, chaparral - Tree < 150' tall. Leaf 1.2-4", 0.6-1.2" wide, aromatic. Cluster of 5-10 small, yellow or yellow-green flowers. Fruit 0.8-1" diam.



SYDNEY GOLDEN WATTLE (*Acacia longifolia*)  
Naturalized Perennial - Pea Family - (Jan-Apr) -  
Uncommon. Disturbed places, especially sandy coastal areas - Shrub-small tree, spineless. Leaves simple, 2-6" long with 2-4 main veins. Flowers bright yellow.



BLACKWOOD ACACIA (*Acacia melanoxylon*)  
Naturalized Perennial - Pea Family - (Feb-Mar) -  
Uncommon. Disturbed areas - Tree < 100' tall. Leaves simple, 0.2-1.2" wide, 3-5 main veins. Flowers pale yellow, 2-8 per head. INVASIVE weed.



GOLDEN-YARROW (*Eriophyllum confertiflorum* var. *confertiflorum*)  
Native Perennial - Sunflower Family - (Apr-Aug) - Many dry habitats - Shrubby, 8-28" tall. Leaves 0.4-2" long, deeply 3-5 lobed. Flowers yellow; rays 4-6, 0.08-0.2" long; head bracts 4-7.



HINDS' WILLOW (*Salix exigua* var. *hindsiana*)  
Native Perennial - Willow Family - (Apr-May) -  
Common. Floodplains, sandy gravel - Shrub or tree < 17' tall. Leaf blades 1.2-6" long, linear, mature dense soft-hairy below. Ovary hairy.



RED WILLOW (*Salix laevigata*)  
Native Perennial - Willow Family - (Dec-Jun) - Common. Riverbanks, seepage areas, lakeshores, canyons - Tree bark fissured. Leaf lanceolate, glaucous below, gen w/stalk glands. Stamens 5. Fruit glabrous.



ARROYO WILLOW (*Salix lasiolepis*)  
Native Perennial - Willow Family - (Jan-Jun) - Common. Shores, marshes, meadows, etc - Shrub-tree, bark smooth. Leaf-like stipules. Leaf egg-shaped, waxy below. Fruit smooth, bract persistent, dark, stamens 2.





